

Make light work of large-scale cleaning





Experience a ride-on sweeper that keeps you productive from start to finish, is easy to operate and requires very little maintenance. Introducing the ROS1300, a rugged, consistent performer for daily sweeping of hard floors – both indoors and outdoors.

From large warehouses and industrial areas to commercial complexes, schools, and colleges – keep dust and debris under control quickly and efficiently. Seen from your operator's point of view, we've made it easy. Simple, intuitive controls like the one-touch start help you get to work instantly and stay in control. While smart, tool-free maintenance means your operator won't be phased by time consuming routine tasks.

Built for all-round safety, this is a sweeper that maintains productivity while ensuring a safer working environment for everyone. Optimized for cleaning at scale and with the capacity to keep sweeping up slopes, the ROS1300 is truly a productive performer.


- **Maintain high productivity** whatever your application, with optimal dust and debris collection and powerful rear-wheel drive – even up slopes
- **Enjoy one touch start** that activates all main functions instantly and tool-free maintenance for easy installation and removal of the broom and brushes
- **More sweeping, less dumping** with high capacity 130L hopper on wheels and optional three mini containers for convenient debris dump
- **Optimized for operators** with cup holder, USB port, built-in device storage and water level indicator for dust control misting system
- **Safety-centric design** with warning beacon, front LED light, speed-reduction during turns and ergonomic adjustable seat

• Standard equipment






Included accessories	Ref. no.	Min. required	ROS1300 EU UK RIDE ON SWEEPER	ROS1300 US RIDE ON SWEEPER	ROS1300 TR RIDE ON SWEEPER
Filter for Sweeping					
 FILTER KIT 580X401X80 PES 3.5m ²	55940538	1	•	•	•
Side Broom					
BROOM SIDE KIT 300x500 PPL 0.8	55940587	2	•	•	•
Broom Cylinder 700 mm					
 MAIN BROOM KIT 300X700 PPL0.5	55940604	1	•	•	•
Squeegee, Blade, Skirt and Splash Guard					
 BLADE FRONT NR	55940638	1	•	•	•
 BLADE MAIN BROOM REAR NBR	55940330	1	•	•	



Make light work of large-scale cleaning

Included accessories		Ref. no.	Min. required	ROS1300 EU UK RIDE ON SWEEPER	ROS1300 US RIDE ON SWEEPER	ROS1300 TR RIDE ON SWEEPER
	BLADE SIDE NBR	55940934	2	•		•
Other						
	MINI CONTAINER KIT	55940439	3			
	WARNING LIGHT KIT	55940539	1	•	•	•

• Standard equipment

Included accessories		Ref. no.	Min. required	ROS1300 EU UK SWEEPER W MINI CONTAINERS
Filter for Sweeping				
	FILTER KIT 580X401X80 PES 3.5m ²	55940538	1	•
Side Broom				
	BROOM SIDE KIT 300x500 PPL 0.8	55940587	2	•
Broom Cylinder 700 mm				
	MAIN BROOM KIT 300X700 PPL0.5	55940604	1	•
Squeegee, Blade, Skirt and Splash Guard				
	BLADE FRONT NR	55940638	1	•
	BLADE MAIN BROOM REAR NBR	55940330	1	•
	BLADE SIDE NBR	55940934	2	•
Other				
	MINI CONTAINER KIT	55940439	3	•
	WARNING LIGHT KIT	55940539	1	•



Make light work of large-scale cleaning

Model	ROS1300 EU UK RIDE ON SWEEPER	ROS1300 US RIDE ON SWEEPER	ROS1300 TR RIDE ON SWEEPER
Ref. no.	50000605	50000606	50000607

PRODUCT FEATURES

Electrical filter shaker	•	•	•
Hopper for collecting debris	•	•	•
Adjustable side broom speed	•	•	•
One-Touch™ Button	•	•	•
DustGuard™ Dust-control System	•	•	•
LCD display	•	•	•
Rear wheel traction	•	•	•

Model	ROS1300 EU UK SWEEPER W MINI CONTAINERS
Ref. no.	50000637

PRODUCT FEATURES

Electrical filter shaker	•
Hopper for collecting debris	•
Adjustable side broom speed	•
One-Touch™ Button	•
DustGuard™ Dust-control System	•
LCD display	•
Rear wheel traction	•

Technical specifications	ROS1300 EU UK RIDE ON SWEEPER	ROS1300 US RIDE ON SWEEPER	ROS1300 TR RIDE ON SWEEPER
Voltage (V)	24	24	24
Sound pressure level (dB(A))	72 ± 3	72 ± 3	72 ± 3
Productivity 2 side brooms theoretical/actual (m²/h)	8100/5670	87187/61031ft²/h	8100/5670
Working width without side brooms (cm)	70	27.6 Inches	70
Min. turn-around aisle width (cm)	255	100.4 Inches	255
Hopper volume (l)	130	34.3 Gal.	130
Length x width x height (mm)	1680x1055x1300	66.1x41.5x51.2 Inch	1680x1055x1300
Gross vehicle weight (gvw) (kg)	688	1516.78Lbs.	688
Gradeability working % (DEG)	16	16	16
Height with overhead guard	1097mm	43.2inches	1097mm
Max. speed	8 km/h	5 Miles per hour	8 km/h
Working width with 2 side brooms	135	53.1 Inches	135








Make light work of large-scale cleaning

Technical specifications

ROS1300 EU UK
SWEEPER W MINI
CONTAINERS










Voltage (V)	24
Sound pressure level (dB(A))	72 ± 3
Productivity 2 side brooms theoretical/actual (m ² /h)	8100/5670
Working width without side brooms (cm)	70
Min. turn-around aisle width (cm)	255
Hopper volume (l)	130
Length x width x height (mm)	1680x1055x1300
Gross vehicle weight (gvw) (kg)	688
Gradeability working % (DEG)	16
Height with overhead guard	1097mm
Max. speed	8 km/h
Working width with 2 side brooms	135

● Standard equipment, ○ Supplementary accessories, □ Mountable equipment

Accessories	Ref. no.	Min. required	ROS1300 EU UK RIDE ON SWEEPER	ROS1300 US RIDE ON SWEEPER	ROS1300 TR RIDE ON SWEEPER
External Charger					
 CHARGER HF 24V 25A SB175R	80542426	0			
Battery					
 BATT.6V-198AH AGM C5	80565523	4	□		□
 BATT. 6V-180AH GEL MONOBLOC	80564000	4	□		□
 BATT. 6V-200AH WET TUBULAR MONOBLOC	80563200	4	□		□
 BATT. 6V-240AH GEL MONOBLOC	80564100	4	□		□
Other					
MINI CONTAINER KIT	55940439	3	○	○	○

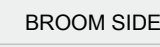

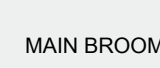
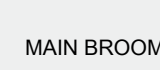

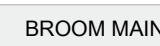
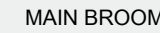


Make light work of large-scale cleaning

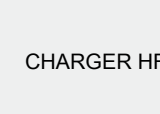
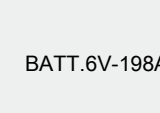
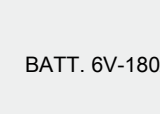
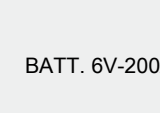
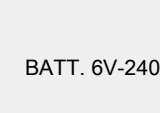
Accessories		Ref. no.	Min. required	ROS1300 EU UK RIDE ON SWEEPER	ROS1300 US RIDE ON SWEEPER	ROS1300 TR RIDE ON SWEEPER
	OVERHEAD GUARD KIT	55940412	1	<input type="checkbox"/>	<input type="checkbox"/>	<input type="checkbox"/>
	SEAT BELT KIT 1.3M	VR41537	1	<input type="checkbox"/>	<input type="checkbox"/>	<input type="checkbox"/>
	TANK REAR KIT 12L	55940458	1	<input type="checkbox"/>	<input type="checkbox"/>	<input type="checkbox"/>
	WARNING LIGHT KIT	55940539	1	<input checked="" type="checkbox"/>	<input checked="" type="checkbox"/>	<input checked="" type="checkbox"/>
Battery and Charger						
	LEAD-ACID BATTERY TRAY KIT	55940320	1	<input type="checkbox"/>	<input type="checkbox"/>	<input type="checkbox"/>
	ON BOARD CHARGER KIT US	55940102	1		<input type="checkbox"/>	
	ONBOARD CHARGER KIT 24V 25A EU/UK	55940100	1	<input type="checkbox"/>		<input type="checkbox"/>
	WIRE KIT F BATTERY CONNECTION TPPL	55940143	0	<input type="checkbox"/>	<input type="checkbox"/>	<input type="checkbox"/>
Squeegee, Blade, Skirt and Splash Guard						
	BLADE FRONT NR	55940638	1	<input checked="" type="checkbox"/>	<input checked="" type="checkbox"/>	<input checked="" type="checkbox"/>
	BLADE MAIN BROOM REAR NBR	55940330	1	<input checked="" type="checkbox"/>	<input checked="" type="checkbox"/>	<input type="checkbox"/>
	BLADE SIDE NBR	55940934	2	<input checked="" type="checkbox"/>	<input type="checkbox"/>	<input checked="" type="checkbox"/>
Filter for Sweeping						
	FILTER KIT 580X401X80 PES 3.5m ²	55940538	1	<input checked="" type="checkbox"/>	<input checked="" type="checkbox"/>	<input checked="" type="checkbox"/>
Side Broom						
	BROOM SIDE KIT 300x500 PPL 0.8	55940587	2	<input checked="" type="checkbox"/>	<input checked="" type="checkbox"/>	<input checked="" type="checkbox"/>
	BROOM SIDE KIT MIX STEEL 300x500	55940757	2	<input type="checkbox"/>	<input type="checkbox"/>	<input type="checkbox"/>



Make light work of large-scale cleaning









Accessories		Ref. no.	Min. required	ROS1300 EU UK RIDE ON SWEEPER	ROS1300 US RIDE ON SWEEPER	ROS1300 TR RIDE ON SWEEPER
	BROOM SIDE NATURAL 300X500	55940745	2	○	○	○
	SIDE BROOM KIT NATURAL FIBER 300x500	55940589	2	○	□	□
Broom Cylinder 700 mm						
	MAIN BROOM KIT 300X700 PPL0.5	55940604	1	●	●	●
	MAIN BROOM KIT MIX STEEL 300x700	55940756	1	○	○	○
Light Option						
	BLUE LIGHT WARNING KIT	55940896	1	□	□	□
Main Broom						
	BROOM MAIN NATURAL 300X700	55940743	1	○	○	○
	MAIN BROOM KIT NATURAL FIBER 300x700	55940590	1	○	○	○

● Standard equipment, ○ Supplementary accessories, □ Mountable equipment

Accessories		Ref. no.	Min. required	ROS1300 EU UK SWEEPER W MINI CONTAINERS
External Charger				
	CHARGER HF 24V 25A SB175R	80542426	0	
Battery				
	BATT. 6V-198AH AGM C5	80565523	4	□
	BATT. 6V-180AH GEL MONOBLOC	80564000	4	□
	BATT. 6V-200AH WET TUBULAR MONOBLOC	80563200	4	□
	BATT. 6V-240AH GEL MONOBLOC	80564100	4	□







Make light work of large-scale cleaning

Accessories		Ref. no.	Min. required	ROS1300 EU UK SWEEPER W MINI CONTAINERS
Other				
	MINI CONTAINER KIT	55940439	3	•
	OVERHEAD GUARD KIT	55940412	1	□
	SEAT BELT KIT 1.3M	VR41537	1	□
	TANK REAR KIT 12L	55940458	1	□
	WARNING LIGHT KIT	55940539	1	•
Battery and Charger				
	LEAD-ACID BATTERY TRAY KIT	55940320	1	□
	ON BOARD CHARGER KIT US	55940102	1	
	ONBOARD CHARGER KIT 24V 25A EU/UK	55940100	1	○
	WIRE KIT F BATTERY CONNECTION TPPL	55940143	0	○
Squeegee, Blade, Skirt and Splash Guard				
	BLADE FRONT NR	55940638	1	•
	BLADE MAIN BROOM REAR NBR	55940330	1	•
	BLADE SIDE NBR	55940934	2	•
Filter for Sweeping				
	FILTER KIT 580X401X80 PES 3.5m ²	55940538	1	•
Side Broom				
	BROOM SIDE KIT 300x500 PPL 0.8	55940587	2	•



Make light work of large-scale cleaning

Accessories		Ref. no.	Min. required	ROS1300 EU UK SWEEPER W MINI CONTAINERS
	BROOM SIDE KIT MIX STEEL 300x500	55940757	2	○
	BROOM SIDE NATURAL 300X500	55940745	2	○
	SIDE BROOM KIT NATURAL FIBER 300x500	55940589	2	○
Broom Cylinder 700 mm				
	MAIN BROOM KIT 300X700 PPL0.5	55940604	1	●
	MAIN BROOM KIT MIX STEEL 300x700	55940756	1	○
Light Option				
	BLUE LIGHT WARNING KIT	55940896	1	□
Main Broom				
	BROOM MAIN NATURAL 300X700	55940743	1	○
	MAIN BROOM KIT NATURAL FIBER 300x700	55940590	1	○

